

Hood KS Lux

Hoods

Code: 2504 094



DETAILS

Material	Stainless steel
Texture	Brushed in line
Chimney height	Aspiring mode: 630 - 1050 mm / filtering mode: 700 - 1120 mm
Energy class	A
Product details	Telescopic chimney
Grease filters	Grease filtre in stainless steel
Operation	Suction hood (filtering mode with optional carbon filters)
Air exhaust hole	ø 120/150 mm
Lighting	

Air flow rate	700mc/h
---------------	---------

Motor power	250W
-------------	------

Hood type	Wall-mounted suction wood
-----------	---------------------------

Type of commands	Electronic pushbutton
------------------	-----------------------

Suction speed	3 operating speeds + 1 timed intensive
---------------	--

Notes:	Fume exhaust ducts must have an internal diameter not lower than 120 mm
--------	---

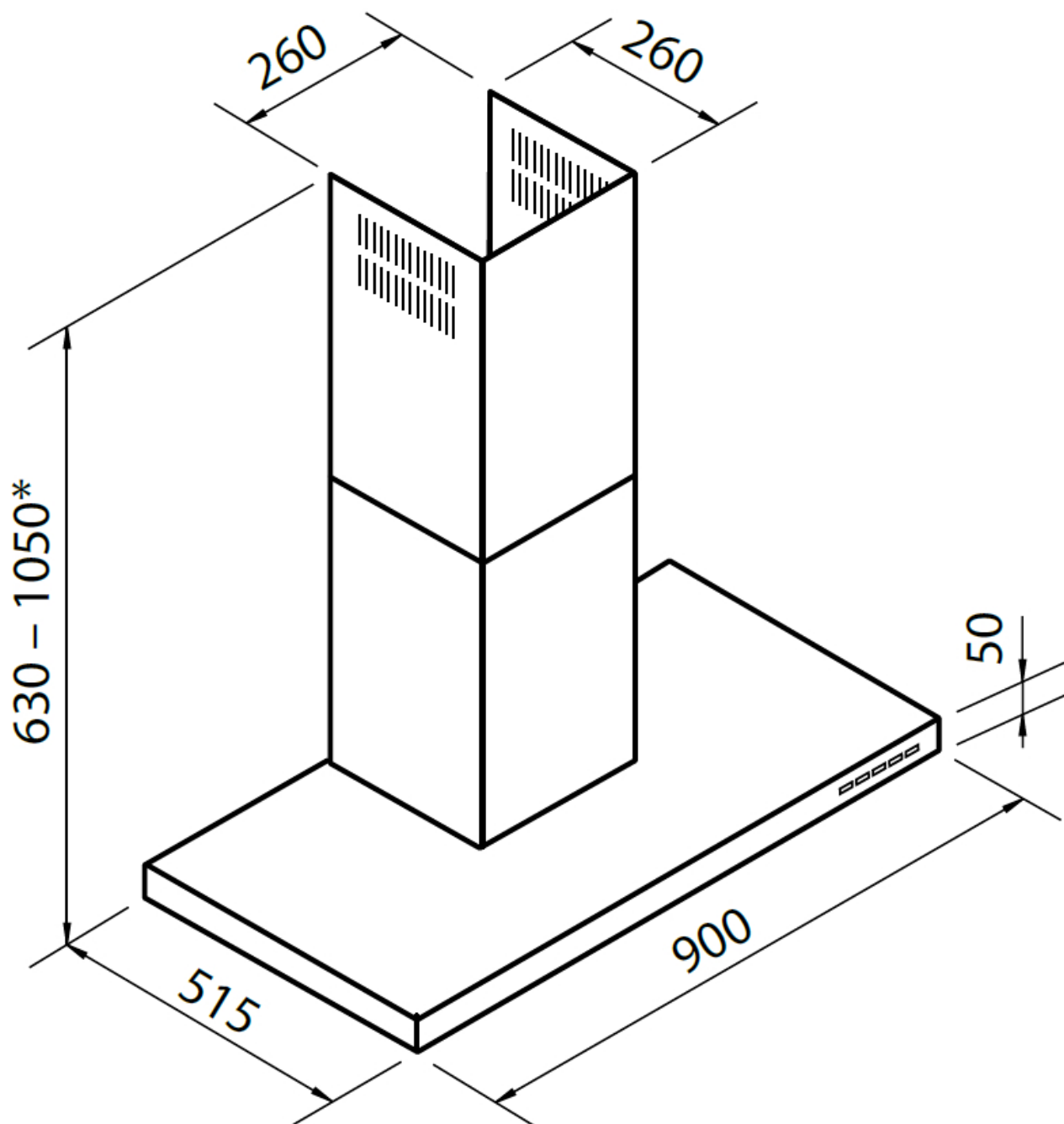
FEATURES

Auto delayed shutdown	All the models with electronic interface can be programmed to turn off the suction at a postponed moment, so as to prolong the aeration of the room even after the cooking has been completed.
-----------------------	--

Led lighting	Particular attention to energy saving with LED lighting systems. They assure a 10 times lower consumption and a 10 times longer duration. Our LED lights are designed to create an adequate comfort and safety in the cooking area.
--------------	---

Steel filters	Where the filter is in plain sight, the aluminium filtering element is covered in stainless steel. This solution improves the look and increases the durability of the product.
---------------	---

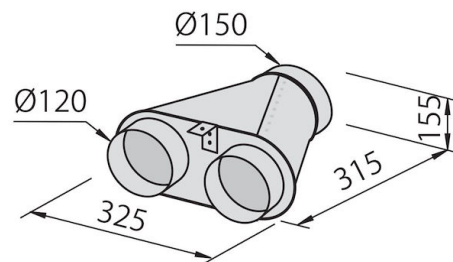
TECHNICAL DATA



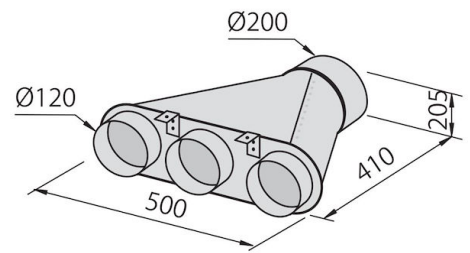
OPTIONAL ACCESSORIES



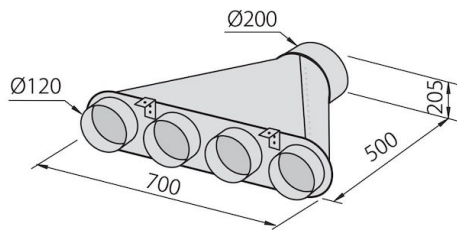
Carbon filter
9700 528



Collector for 2 pipes
2523 000



Collector for 3 pipes
2524 000



Collector for 4 pipes
2525 000



Flexible silencing canalization
9700 602



Flexible silencing canalization
9700 603